


ROCK & POP EXAMS

2012 SYLLABUS

Bass
Drums
Guitar
Keyboards
Vocals

TRINITY
COLLEGE LONDON





ROCK EXAMS
& **POP** EXAMS

2012 SYLLABUS

Bass

Drums

Guitar

Keyboards

Vocals

Trinity College London (Trinity) is an awarding body recognised in the United Kingdom by the Office of Qualifications and Examinations Regulation (Ofqual) in England, the Welsh Assembly Government (WAG) and the Northern Ireland Council for Curriculum, Examinations and Assessment (CCEA). Trinity's qualifications are recognised by these authorities within the Qualifications and Credit Framework (QCF). Various arrangements are in place with governmental education authorities worldwide.

Trinity College London's Rock & Pop syllabus and supporting publications have been devised and produced in association with Faber Music and Peters Edition London.

Trinity College London
89 Albert Embankment
London SE1 7TP UK

T + 44 (0)20 7820 6100
F + 44 (0)20 7820 6161
E music@trinitycollege.co.uk
www.trinitycollege.co.uk

Charity number 1014792
Patron HRH The Duke of Kent KG

Chief Executive
Sarah Kemp

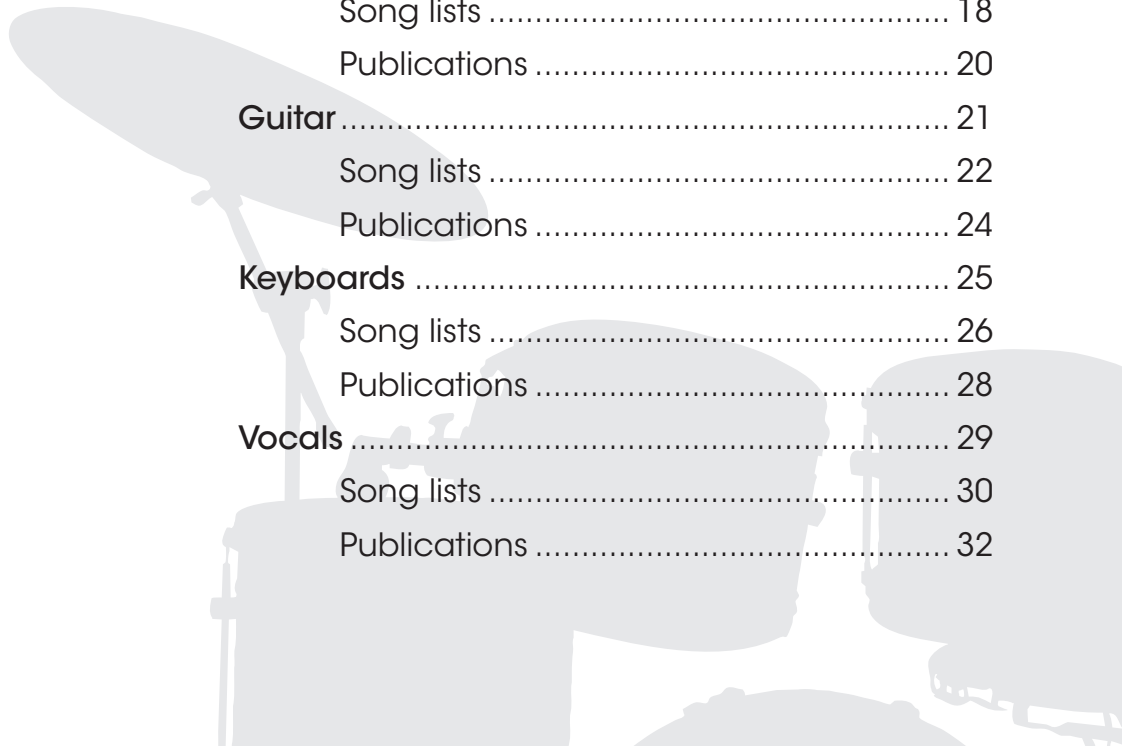
Chief Examiner in Music
Nicholas Keyworth BA (Hons) DipHE FRSA

Copyright © 2012 Trinity College London
Published by Trinity College London
Second impression, March 2012

TRINITY
COLLEGE LONDON

Contents

Introduction.....	4
Range of qualifications.....	5
Exams at a glance	6
How the exams are marked.....	7
About the exams	9
Choosing songs.....	10
Session skills	12
Bass	13
Song lists	14
Publications	16
Drums	17
Song lists	18
Publications	20
Guitar	21
Song lists	22
Publications	24
Keyboards	25
Song lists	26
Publications	28
Vocals	29
Song lists	30
Publications	32



Introduction

Trinity's groundbreaking Rock & Pop exams for Bass, Drums, Guitar, Keyboards and Vocals provide an opportunity for rock and pop musicians to gain accredited qualifications through performing carefully chosen and arranged songs across the rock and pop genres.

This syllabus is valid for the duration of 2012, but please check the website regularly for any amendments or updates at www.trinityrock.com

These exams have been developed through a unique partnership with two of the world's leading music publishers: Faber Music and Peters Edition London.

Available from Initial to Grade 8, the exams are supported by 48 new books which provide essential support for the learner through:

- ✔ sheet music
- ✔ demo and backing tracks on CD
- ✔ background information on the songs
- ✔ performance hints and tips
- ✔ Technical focus
- ✔ support for Session skills

In addition there are many resources being developed online including song downloads, transpositions and additional repertoire. This is a growing resource which will expand the scope of the syllabus and provide support material for teachers and learners in the future; www.trinityrock.com

The exams are available internationally and entering for the exam is easy. Further details are available from the website together with information about the mark schemes and assessment criteria for the exams.

Performance is at the core of Trinity's Rock & Pop exams. Whether self-taught or taking lessons, learning for fun or heading for a career in the music industry, these exams will help musicians develop valuable playing skills and achieve their musical ambitions.

Nicholas Keyworth
Chief Examiner in Music

Range of qualifications

Trinity's Rock & Pop exams are part of a suite of qualifications offered by Trinity College London across a range of musical styles, instruments and disciplines:

QCF* Level	Solo Certificate	Group Certificate	Classical & Jazz	Rock & Pop	Theory & Written
7			FTCL Diploma		Diplomas for teachers and performers are available covering a range of musical styles
6			LTCL Diploma		
4			ATCL Diploma		
3	Advanced	Advanced	Grade 8	Grade 8	Grade 8
			Grade 7	Grade 7	Grade 7
			Grade 6	Grade 6	Grade 6
2	Intermediate	Intermediate	Grade 5	Grade 5	Grade 5
			Grade 4	Grade 4	Grade 4
1	Foundation	Foundation	Grade 3	Grade 3	Grade 3
			Grade 2	Grade 2	Grade 2
			Grade 1	Grade 1	Grade 1
Entry Level 3			Initial	Initial	n/a

* Qualifications and Credit Framework in England, Wales and Northern Ireland

Exams at a glance

For the Rock & Pop exam candidates will need to perform a set of **three Songs** and one of the **Session skills** assessments, either **Playback** or **Improvising**. Candidates can choose the order of the set list.

Exam structure

Component	Option	Pass mark	Maximum mark
Song 1	Choose a song from the relevant Trinity Rock & Pop book or from www.trinityrock.com	15	25
Song 2	Choose a different song from the book or from www.trinityrock.com or perform a song you have chosen yourself or perform a song you have composed yourself. For Song 2 you may choose to sing and play, e.g. by adding vocals to playing keyboards or adding a guitar accompaniment to your vocals.	15	25
Song 3	Choose one of the two Technical focus songs from the book, which cover three specific technical elements.	18	30
Session skills	Choose either Playback or Improvising .	12	20
	TOTAL	60	100

How the exams are marked

The marks for the Songs are made up of three assessment areas:

Assessment area	Criteria include the following elements:	Songs 1 & 2	Song 3 Technical focus	
Fluency & Musical Detail	Sense of pulse, synchronisation with backing track, continuity, rhythm, notes, dynamics, phrasing, articulation	8	8	
Technical Control	All instruments and Vocals: balance, tone, sound quality, co-ordination, expressive shaping of phrases, use of instrumental resources Bass & Guitar: bends, slides, vibrato, use of fx pedals and amp Drums: stick control, rudiments, posture, independence of hands and feet, use of the kit Keyboards: pedalling, fingering, use of function keys Vocals: breathing, diction, intonation, use of microphone	8	12	
Communication & Style	Giving a confident performance, being musically engaged, feel and expression, communicating the musical mood and character, demonstrating stylistic awareness in ad libs, fills, improvised bars and solos	9	10	
		TOTAL	25	30

The marks for Song 3 are different because higher marks are awarded under Technical Control to reflect the three areas of **Technical focus**.

Trinity College London Rock & Pop exams are designed to encourage musical performances in which the candidate can demonstrate their own personal style and approach. This may involve some flexibility in the interpretation of the written notes, particularly at the higher grades, where consistent and stylish interpretation is encouraged. However, performances should not be simplified and musical integrity should always be maintained.

For further details on the assessment criteria go to www.trinityrock.com

How the exams are marked

Candidates choose one of the two **Session skills**. Each is marked out of 20:

Session skills

Component	Criteria	Total mark
Playback	How accurately and fluently the candidate performs the music	20
OR		
Improvising	How effectively the candidate creates an original response to a backing track	20

Pass bands

Pass band	Mark
Distinction	87-100
Merit	75-86
Pass	60-74
Below Pass 1	45-59
Below Pass 2	0-44

Further details of the marking criteria are available on the website www.trinityrock.com

About the exams

Entering for an exam

Exams can be taken at Trinity's international network of centres. Details of closing dates, fees, how to enter, and location of exam venues and centres are available on the website.

Special educational needs

Trinity welcomes applications from those with special educational needs. It is essential that these are notified at the time of entry by using the special form available online.

Taking the exam

When the exam timetables are prepared, candidates will be sent an appointment slip. This will confirm the details of the candidate, grade, and instrument together with the time and place of the exam.

Candidates should complete the details of the songs being performed, the order they will be performed, and indicate which of the two **Session skills** will be presented.

It is the candidate's responsibility to hand this completed appointment slip to the examiner at the start of the exam.

Examiners

Examiners are carefully recruited and trained to conduct the exams in a friendly and professional manner.

Assessments are made using the published criteria and examiners deliver the exams and carry out the assessment of the candidate's performances through a fair and standardised process.

Examiners invite candidates to perform their set list in their chosen order and administer their chosen **Session skills**. Examiners will write a report on the candidate's performance but will not be able to reveal the outcome of the assessment at this stage.

After the exam

Report forms will be released to teachers and candidates as soon as possible. The report form is a provisional result and may change following moderation.

Once the results have been processed by Trinity College London through rigorous checking and moderation, certificates are issued for all successful candidates.

The exam room

The exam room will be equipped with the following:

- ✔ amplifiers suitable for Bass, Guitar, Keyboards and Vocals
- ✔ CD player, speakers/sound system for backing tracks
- ✔ digital piano (contact centre for details)
- ✔ jack-to-jack and mic leads
- ✔ table, chairs and a music stand
- ✔ vocal microphone and adjustable microphone stand
- ✔ adjustable piano stool
- ✔ A good-quality drum kit which comprises:
 - snare drum with adjustable drum kit size stand
 - toms (three minimum): high/medium/low
 - bass drum (18–22")
 - hi-hat (12–14")
 - ride cymbal (18–22")
 - crash cymbal (14–18")

A mains power supply will be available at centres; candidates are responsible for the electrical safety of any of their own equipment used in their examination.

There will normally also be a warm-up room or area where candidates can prepare just before the exam.

Choosing songs

Song 1

Song 1 must be selected from the relevant Trinity Rock & Pop book (songs are also listed in this syllabus), or from www.trinityrock.com

Song 2

Song 2 must be selected from the relevant Trinity Rock & Pop book (songs are also listed in this syllabus), or from www.trinityrock.com. Alternatively, Song 2 can be a **self-chosen song**:

Self-chosen song

Candidates may perform a self-chosen song. This must conform to the parameters set out on the website in terms of length and level of difficulty. This could be:

- ✔ sheet music from a printed or online source
- ✔ an original song that the candidate has written
- ✔ a song that the candidate has arranged (cover version).

The song may:

- ✔ be unaccompanied
- ✔ have a backing track (must not include the solo part) – this may be self-created
- ✔ include (for singers) a live self-played accompaniment on any instrument
- ✔ include (for instrumentalists) added vocals performed live by the candidate.

Candidates must provide a (photo)copy of their chosen song for the examiner, with name and candidate number clearly shown. The examiner will retain this copy. Self-chosen songs may be presented as an original score, handwritten or computer generated in one of the following formats:

- ✔ a lead sheet with lyrics, chords and melody line
- ✔ a chord chart with lyrics
- ✔ a full score using conventional staff notation.

Song 3

Two of the songs in each of the Trinity Rock & Pop books are identified as **Technical focus** songs. One of these must be chosen for your Song 3. These songs are designed to develop technical skills. Each song has three technical elements specifically identified. Guidance on the preparation of these technical skills is included in the books. For the **Technical focus** song, higher marks will be awarded under Technical Control to reflect the increased emphasis on this area. Examiners will refer to the three technical elements in their comments.

If a candidate performs more than one song that has been designated as a **Technical focus** song, then they must select only one of these songs as Song 3.

All songs in the exam books and on the download site are available as printed music (using staff, tab or drum notation appropriate to the instrument or voice), demo recordings, and backing tracks.

Important

Songs listed may be subject to change for copyright reasons: candidates should refer to the website for the most up-to-date information:
www.trinityrock.com

Choosing songs

Repeats, expressive techniques and tempi

All songs should be prepared in full with all repeats, da capo and dal segno instructions and 1st and 2nd time bars observed. Candidates are encouraged to include a range of expressive techniques such as vibrato, slides/glissandi, tapping, grace notes, pitch bend, whammy bar, etc. appropriate to the style of the song, particularly in the higher grades. Candidates should observe terms showing tempo, character and style of the music.

Backing tracks

Backing tracks for self-chosen songs must be of good quality and presented on CD or other portable media, e.g. USB stick or MP3 player. These must not include the solo part.

Performing from memory

Candidates are free to perform any or all of their songs from memory.

Music and copies

It is essential that candidates bring an original copy, or an authorised download of the music being performed into the exam room. If an unauthorised copy is used Trinity may not award marks for that song. Original copies of self-chosen sheet music can be purchased or downloaded from music shops and publishers. Proof of purchase will be required for downloads. Allowances cannot be made for delays in obtaining printed music.

Copyright in a song

Points to remember:

- ✔ you can create a cover version of a song and perform it in an exam or other non-public performance
- ✔ you cannot record a cover version or make recordings available to others (by copying or uploading it to a website) without the appropriate licence
- ✔ you own the copyright of any songs you have written yourself

Further information is available on the website.

Session skills

Either **Playback** or **Improvising** must be selected for the exam. For further information on **Session skills**, the requirements for each grade and the assessment criteria visit www.trinityrock.com

Playback

If you choose Playback, you will be asked to perform some music you have not seen or heard before.

You will be given a song chart and have 30 seconds to study it or to try out any sections. The examiner will then play the recorded backing track. You should listen to the audio, copying what you hear; you can also read the music from the song chart.

You will hear a series of short melodic phrases or drum grooves and fills, and are required to repeat each of them straight back in turn. A count-in will be given at the beginning of the recording, and a backing rhythm will be played throughout.

In the exam you will have two chances to play along with the track:

- 🚫 first time – for practice
- 🚫 second time – for assessment.

No variation or improvisation is required – what is printed on the song chart/heard on the track should be copied as accurately as possible, including any details of phrasing, articulation and dynamics at higher grades.

Improvising

If you choose to improvise, you will be asked to improvise in a specified style over a backing track that you have not seen or heard before.

You will be given a chord chart and have 30 seconds to study it or to try out any sections. The examiner will then play the recorded backing track, which consists of a passage of music played on a loop.

You should improvise in the given style over the backing track, which will be played four times through before fading out. A count-in will be given at the beginning of the recording, and a backing rhythm will be played throughout. Guitar and Keyboards candidates can choose whether to play a lead melodic line, rhythmic chords, or a combination of the two.

In the exam you will have two chances to play along with the track:

- 🚫 first time – for practice
- 🚫 second time – for assessment.

Tuning and set-up

Up to and including Grade 5, somebody may assist with tuning and set-up. From Grade 6 onwards, candidates are expected to tune and set up equipment without assistance.

Types of instrument

For all Bass exams an electric bass guitar must be used.

In the exam room

Candidates can choose to play standing up or sitting down. The examiner will have all the backing tracks so the candidate's CD is only required as a back-up copy. At the beginning of the exam, the examiner will play the first few bars of the backing track of the first song as a sound check, and any adjustments to volume, set-up, etc. can be made before the exam begins.

What to bring to the exam

Essential

Bass candidates must bring:

- ✔ an original Trinity Rock & Pop book with the included CD, and/or authorised download(s) from the website
- ✔ the completed appointment slip
- ✔ their own bass guitar
- ✔ if performing a self-chosen song – the original score and one copy plus the backing track (if appropriate)

Optional

Bass candidates may bring:

- ✔ their own guitar lead(s)
- ✔ fx pedals/boxes/equalizers etc.
- ✔ their own amplifier and mains power lead
- ✔ any other equipment required for their performances
- ✔ a set of spare strings

Bass song lists

Initial

Black Betty
Lead Belly

Blitzkrieg Bop
Ramones

Folsom Prison Blues
Johnny Cash

I Am The Music Man
Traditional

No Surprises
Radiohead

You Don't Love Me
Dawn Penn

Grade 3

Addicted To Love
Robert Palmer

All Day And All Of The Night
The Kinks

John Barleycorn
Traditional

My Iron Lung
Radiohead

Sound And Vision
David Bowie

Sunshine Of Your Love
Cream

Grade 1

Freight Train
Taj Mahal

I Believe I'll Dust My Broom
Robert Johnson

Psycho Killer
Talking Heads

Shakin' All Over
Johnny Kidd And The Pirates

Sheena Is A Punk Rocker
Ramones

Sing For Absolution
Muse

Grade 4

Everyday Is Like Sunday
Morrissey

Heroes
David Bowie

Money
Pink Floyd

Scarborough Fair
Traditional

White Room
Cream

Would?
Alice In Chains

Grade 2

Comfortably Numb
Pink Floyd

Mean Jumper Blues
Blind Lemon Jefferson

Need You Tonight
INXS

Rock Around The Clock
Bill Haley And His Comets

Spirit In The Sky
Norman Greenbaum

You Really Got Me
The Kinks

Grade 5

I Get High On You
Sly And The Family Stone

Moving To New York
The Wombats

My Generation
The Who

The Raggle Taggle Gypsies
Traditional

Time Is Running Out
Muse

When I Come Around
Green Day

Bass song lists

Grade 6

Ashes To Ashes
David Bowie

The Captain
Biffy Clyro

Heaven Knows I'm Miserable Now
The Smiths

My Old Piano
Diana Ross

Scratch Your Name
The Noisettes

Won't Get Fooled Again
The Who

Grade 7

The Crying Machine
Steve Vai

Hysteria
Muse

I Got You (I Feel Good)
James Brown

N.I.B.
Black Sabbath

The Sun Goes Down
Level 42

Welcome To Paradise
Green Day

Grade 8

6:00
Dream Theater

Havona
Weather Report

Hit Me With Your Rhythm Stick
Ian Dury And The Blockheads

Love Games
Level 42

Over The Electric Grapevine
Primus

YYZ
Rush

A list of alternative songs for Bass is available
online at www.trinityrock.com

Bass publications



Bass Initial

ISBN: 978-0-85736-227-8

Bass Grade 1

ISBN: 978-0-85736-228-5

Bass Grade 2

ISBN: 978-0-85736-229-2

Bass Grade 3

ISBN: 978-0-85736-230-8

Bass Grade 4

ISBN: 978-0-85736-231-5

Bass Grade 5

ISBN: 978-0-85736-232-2

Bass Grade 6

ISBN: 978-0-85736-233-9

Bass Grade 7

ISBN: 978-0-85736-234-6

Bass Grade 8

ISBN: 978-0-85736-235-3

Set-up

Up to and including Grade 5, somebody may assist with set-up. From Grade 6 onwards, candidates are expected to adjust the drum kit and set up equipment without assistance.

Types of instrument

For Initial to Grade 2, candidates can use either an electronic or an acoustic kit in the exam. From Grade 3 onwards, an acoustic kit must be used. Please note that centres are only required to provide an acoustic kit.

In the exam room

The examiner will have all the backing tracks so the candidate's CD is only required as a back-up copy. At the beginning of the exam, the examiner will play the first few bars of the backing track of the first song as a sound check, and any adjustments to volume, set-up, etc. can be made before the exam begins.

Backing tracks

All drums candidates can choose to play the exam songs to the backing tracks with metronome click or the backing tracks without metronome click. The candidate should indicate their preferred choice on the appointment slip.

What to bring to the exam

Essential

Drums candidates must bring:

- ✔ an original Trinity Rock & Pop book with the included CD, and/or authorised download(s) from the website
- ✔ the completed appointment slip
- ✔ their own drumsticks
- ✔ if performing a self-chosen song – the original score and one copy, plus the backing track (if appropriate)

Optional

Drums candidates may bring:

- ✔ any other equipment required for their performances, e.g. additional cymbal, double bass drum pedal, cowbell, china cymbal, additional sticks/brushes, etc.

Please note that any additional equipment should not take more than three minutes to set up.

Additional information for Drums candidates:

- ✔ Candidates at Grades 6–8 wishing to use their own kits may make an application for this at the time of entry.
- ✔ Left-handed Drums candidates must state this clearly on the exam entry form.
- ✔ Trinity College London recommends the use of ear defenders by candidates and examiners for the performance of drum kit songs for health and safety reasons. These should be used for all songs.

Drums song lists

Initial

And The Cradle Will Rock
Van Halen

Black Betty
Lead Belly

Boulevard Of Broken Dreams
Green Day

Days
Kirsty MacColl

I Am The Music Man
Traditional

I'm Gonna Be (500 Miles)
The Proclaimers

Grade 3

All Day And All Of The Night
The Kinks

Chain Of Fools
Aretha Franklin

Creep
Radiohead

John Barleycorn
Traditional

Natural Blues
Moby

Sunshine Of Your Love
Cream

Grade 1

Freight Train
Taj Mahal

Green River
Creedence Clearwater Revival

I Believe I'll Dust My Broom
Robert Johnson

Jump Into The Fog
The Wombats

Road To Nowhere
Talking Heads

Sheena Is A Punk Rocker
Ramoness

Grade 4

The Bones Of You
Elbow

Greased Lightnin'
From Grease

Man On The Moon
R.E.M.

Minority
Green Day

Scarborough Fair
Traditional

Time Is Running Out
Muse

Grade 2

Heroes
David Bowie

Jumpin' Jack Flash
Rolling Stones

Mean Jumper Blues
Blind Lemon Jefferson

Rock Around The Clock
Bill Haley And His Comets

Sing For Absolution
Muse

You Really Got Me
The Kinks

Grade 5

Airbag
Radiohead

My Generation
The Who

Primitive Notion
New Order

The Raggle Taggle Gypsies
Traditional

White Room
Cream

Would?
Alice In Chains

Drums song lists

Grade 6

Funky Drummer
James Brown

Pencil Full Of Lead
Paolo Nutini

Run To The Hills
Iron Maiden

Scratch Your Name
The Noisettes

Use Somebody
Kings Of Leon

Won't Get Fooled Again
The Who

Grade 7

1 Thing
Amerie

Come Dancing
Jeff Beck

Crazy In Love
Beyoncé

Dance With The Devil
Cozy Powell

Pick Up The Pieces
Average White Band

Welcome To Paradise
Green Day

Grade 8

Billion Dollar Gravy
London Elektricity

Chuck E's In Love
Rickie Lee Jones

Knights Of Cydonia
Muse

Rock Steady
Aretha Franklin

That Golden Rule
Biffy Clyro

YYZ
Rush

A list of alternative songs for Drums is available
online at www.trinityrock.com

Drums publications



Drums Initial

ISBN: 978-0-85736-245-2

Drums Grade 1

ISBN: 978-0-85736-246-9

Drums Grade 2

ISBN: 978-0-85736-247-6

Drums Grade 3

ISBN: 978-0-85736-248-3

Drums Grade 4

ISBN: 978-0-85736-249-0

Drums Grade 5

ISBN: 978-0-85736-250-6

Drums Grade 6

ISBN: 978-0-85736-251-3

Drums Grade 7

ISBN: 978-0-85736-252-0

Drums Grade 8

ISBN: 978-0-85736-253-7

Tuning and set-up

Up to and including Grade 5, somebody may assist with tuning and set-up. From Grade 6 onwards, candidates are expected to tune and set up equipment without assistance.

Types of instrument

For Initial to Grade 2, candidates can use either an acoustic/classical, electro-acoustic or electric guitar in the exams. From Grade 3 onwards, an electro-acoustic or electric guitar must be used, although an acoustic guitar may be used for the self-chosen song.

In the exam room

Candidates can choose to play standing up or sitting down. The examiner will have all the backing tracks so the candidate's CD is only required as a back-up copy. At the beginning of the exam, the examiner will play the first few bars of the backing track of the first song as a sound check, and any adjustments to volume, set-up, etc. can be made before the exam begins.

What to bring to the exam

Essential

Guitar candidates must bring:

- ✔ an original Trinity Rock & Pop book with the included CD, and/or authorised download(s) from the website
- ✔ the completed appointment slip
- ✔ their own guitar
- ✔ if performing a self-chosen song – the original score and one copy plus the backing track (if appropriate)

Optional

Guitar candidates may bring:

- ✔ their own guitar lead(s)
- ✔ fx pedals/boxes/equalizers etc.
- ✔ their own amplifier and mains power lead
- ✔ any other equipment required for their performances
- ✔ a set of spare strings

Guitar song lists

Initial

Black Betty
Lead Belly

Breakdown
Jack Johnson

Dirty Old Town
The Dubliners

I Am The Music Man
Traditional

I Wanna Be Like You
From The Jungle Book

Rhinestone Cowboy
Glen Campbell

Grade 3

All Day And All Of The Night
The Kinks

Basket Case
Green Day

Creep
Radiohead

John Barleycorn
Traditional

Sunshine Of Your Love
Cream

Turn! Turn! Turn!
The Byrds

Grade 1

Freight Train
Taj Mahal

I Believe I'll Dust My Broom
Robert Johnson

I Walk The Line
Johnny Cash

I'm Gonna Be (500 Miles)
The Proclaimers

Sheena is a Punk Rocker
Ramones

These Boots Are Made For Walkin'
Nancy Sinatra

Grade 4

Heroes
David Bowie

Jenny Don't Be Hasty
Paolo Nutini

Knights Of Cydonia
Muse

Scarborough Fair
Traditional

Use Somebody
Kings Of Leon

Would?
Alice In Chains

Grade 2

2, 4, 6, 8 Motorway
Tom Robinson Band

I Love Rock 'N' Roll
Joan Jett And The Blackhearts

Mean Jumper Blues
Blind Lemon Jefferson

The Modern Age
The Strokes

Pretty Vacant
Sex Pistols

Rock Around The Clock
Bill Haley And His Comets

Grade 5

Boulevard Of Broken Dreams
Green Day

Molly's Chambers
Kings Of Leon

Money
Pink Floyd

The One I Love
R.E.M.

Parisiene Walkways
Gary Moore

The Raggle Taggle Gypsies
Traditional

Guitar song lists

Grade 6

Albatross
Fleetwood Mac

Just
Radiohead

Paranoid
Black Sabbath

Place Your Hands
Reef

Supermassive Black Hole
Muse

This Charming Man
The Smiths

Grade 7

The Devil
Anna Calvi

La Grange
ZZ Top

Hey Joe
Jimi Hendrix Experience

Hide Away
John Mayall And The Bluesbreakers

Paranoid Android
Radiohead

That Golden Rule
Biffy Clyro

Grade 8

5150
Van Halen

6:00
Dream Theater

The Crying Machine
Steve Vai


Freewill
Rush

Maggot Brain
Funkadelic

Run To The Hills
Iron Maiden

A list of alternative songs for Guitar is available
online at www.trinityrock.com

Guitar publications



Guitar Initial

ISBN: 978-0-85736-218-6

Guitar Grade 1

ISBN: 978-0-85736-219-3

Guitar Grade 2

ISBN: 978-0-85736-220-9

Guitar Grade 3

ISBN: 978-0-85736-221-6

Guitar Grade 4

ISBN: 978-0-85736-222-3

Guitar Grade 5

ISBN: 978-0-85736-223-0

Guitar Grade 6

ISBN: 978-0-85736-224-7

Guitar Grade 7

ISBN: 978-0-85736-225-4

Guitar Grade 8

ISBN: 978-0-85736-226-1

Keyboards

Set-up

Up to and including Grade 5, somebody may assist with set-up. From Grade 6 onwards, candidates can have help carrying the keyboard and stand into the exam room but are then expected to set up without assistance.

Types of instrument

There will be a digital keyboard (stage piano) in the exam room with appropriate amplification. Candidates may choose to use this instrument or their own keyboard, as long as this is portable and can be set up in the room within three minutes. Candidates may bring any keyboard which can communicate the music successfully, including electronic keyboards, synthesisers or digital pianos. Please note that the songs in the Rock & Pop syllabus are designed to be played to the provided backing track, without auto-chord accompaniment and without auto-drum backing rhythms or styles. Portable electronic keyboards must therefore be capable of being played with an independent left hand, i.e. with all auto-accompaniment features turned off. Auto-intro/-outro must not be used in any performance. Keyboards should have the following:

- ✔ at least 61 full-sized keys
- ✔ a range of individual voices
- ✔ the facility to plug in a sustain pedal (from Grade 3)
- ✔ touch sensitivity option (from Grade 3)

Songs in the Trinity Rock & Pop syllabus are designed to be played either as piano style (as on an acoustic piano) or keyboard style, using voice changes, pitch bend, reverb, etc. All songs and tests will be assessed on the musicality of the candidate's performance and not on the capacity of the instrument itself.

In the exam room

Candidates can choose to play standing up or sitting down. The examiner will have all the backing tracks so the candidate's CD is only required as a back-up copy. At the beginning of the exam, the examiner will play the first few bars of the backing track of the first song as a sound check, and any adjustments to volume, set-up, etc. can be made before the exam begins.

What to bring to the exam

Essential

Keyboard candidates must bring:

- ✔ an original Trinity Rock & Pop book with the included CD, and/or authorised download(s) from the website
- ✔ the completed appointment slip
- ✔ if performing a self-chosen song – the original score and one copy plus the backing track (if appropriate)

Optional

Keyboard candidates may bring:

- ✔ their own keyboard, stand and power pack/mains lead
- ✔ their own amplifier with mains power lead
- ✔ a sustain pedal and/or volume pedal
- ✔ any other equipment required for their performances

Keyboards song lists

Initial

Black Betty
Lead Belly

Da Doo Ron Ron
The Crystals

I Am The Music Man
Traditional

JCB
Nizlopi

Scooby Doo, Where Are You?
Theme song

Stranger In Paradise
From Kismet

Grade 3

All Day And All Of The Night
The Kinks

Hit The Road Jack
Percy Mayfield

John Barleycorn
Traditional

Strange And Beautiful
(I'll Put A Spell On You)
Aqualung

Super Trouper
ABBA

To Build A Home
The Cinematic Orchestra

Grade 1

The Climb
Miley Cyrus

Freight Train
Taj Mahal

I Believe I'll Dust My Broom
Robert Johnson

If You Don't Know Me By Now
Harold Melvin And The Blue Notes

Insomnia
Faithless

Let's Dance
Chris Montez

Grade 4

(They Long To Be) Close To You
The Carpenters

Get Here
Oleta Adams

Heroes
David Bowie

I Wish I Knew How It Would Feel
To Be Free
Nina Simone

Karma Police
Radiohead

Scarborough Fair
Traditional

Grade 2

I Have Nothing
Whitney Houston

Mean Jumper Blues
Blind Lemon Jefferson

Music For A Found Harmonium
Penguin Café Orchestra

Nights In White Satin
The Moody Blues

No Sound But The Wind
Editors

Ruby Tuesday
Rolling Stones

Grade 5

Hold Your Head Up
The Zombies

Life On Mars
David Bowie

Nobody Does It Better
Carly Simon

Promise Me
Beverly Craven

The Raggle Taggle Gypsies
Traditional

Waterloo Sunset
The Kinks

Keyboards song lists

Grade 6

Can You Feel The Love Tonight
Elton John

Green-Eyed Lady
Sugarloaf

I Close My Eyes And Count To Ten
Dusty Springfield

Riders On The Storm
The Doors

She's Out Of My Life
Michael Jackson

What'd I Say
Ray Charles

Grade 7

Bat Out Of Hell
Meatloaf

Changes
David Bowie

Great Balls Of Fire
Jerry Lee Lewis

I Belong To You
Muse

Music
John Miles

Such A Night
Dr John

Grade 8

Anne Of Cleves
Rick Wakeman

Don't Stop The Music
Jamie Cullum

I Put A Spell On You
Nina Simone

Nut Rocker
B Bumble And The Stingers

Pinball Wizard
The Who And Elton John

United States Of Eurasia
Muse

A list of alternative songs for Keyboards is available
online at www.trinityrock.com

Keyboards publications



Keyboards Initial

ISBN: 978-0-85736-236-0

Keyboards Grade 1

ISBN: 978-0-85736-237-7

Keyboards Grade 2

ISBN: 978-0-85736-238-4

Keyboards Grade 3

ISBN: 978-0-85736-239-1

Keyboards Grade 4

ISBN: 978-0-85736-240-7

Keyboards Grade 5

ISBN: 978-0-85736-241-4

Keyboards Grade 6

ISBN: 978-0-85736-242-1

Keyboards Grade 7

ISBN: 978-0-85736-243-8

Keyboards Grade 8

ISBN: 978-0-85736-244-5

Set-up

Up to and including Grade 5, somebody may assist with set-up. From Grade 6 onwards, candidates are expected to set up equipment without assistance.

Types of voice and choice of song

All male and female voices may enter the exam. At Grades 6–8 there are different lists for male and female voices but these are interchangeable and any song may be sung by any candidate.

Microphones

Development of good microphone technique is encouraged for all candidates. From Initial to Grade 2, it is optional to use a microphone in the exams for songs and **Session skills**. From Grade 3 onwards, a microphone must be used for at least one of the songs; it is optional to use a microphone for **Session skills**.

In the exam room

Most candidates will perform standing up but may sit down for some songs if desired for a particular effect. The examiner will have all the backing tracks so the candidate's CD is only required as a back-up copy. At the beginning of the exam, the examiner will play the first few bars of the backing track of the first song as a sound check, and any adjustments to volume, set-up, etc. can be made before the exam begins.

What to bring to the exam

Essential

Vocals candidates must bring:

- ✔ an original Trinity Rock & Pop book with the included CD, and/or authorised download(s) from the website
- ✔ the completed appointment slip
- ✔ if performing a self-chosen song – the original score and one copy plus the backing track (if appropriate)

Optional

Vocals candidates may bring:

- ✔ their own microphone and lead
- ✔ any other equipment (e.g. props) required for their performances

Many of the songs in the syllabus are also available in alternative transpositions and may be downloaded from www.trinityrock.com

Vocals song lists

Initial

Black Betty
Lead Belly

Da Doo Ron Ron
The Crystals

Great DJ
The Ting Tings

I Am The Music Man
Traditional

New York Mining Disaster 1941
The Bee Gees

Seasons In The Sun
Terry Jacks

Grade 3

All Day And All Of The Night
The Kinks

I Only Want To Be With You
Dusty Springfield

John Barleycorn
Traditional

Super Trouper
ABBA

Umbrella
Rihanna

What A Wonderful World
Louis Armstrong

Grade 1

A Horse With No Name
America

Almost Lover
A Fine Frenzy

Freight Train
Taj Mahal

I Believe I'll Dust My Broom
Robert Johnson

Sloop John B
Beach Boys

White Flag
Dido

Grade 4

Cry Me A River
Julie London

Fame
Irene Cara

Heroes
David Bowie

Nights In White Satin
Moody Blues

Scarborough Fair
Traditional

Time After Time
Cyndi Lauper

Grade 2

Both Sides Now
Joni Mitchell

Grease
Frankie Valli

I Need A Dollar
Aloe Blacc

Killing Me Softly With His Song
Roberta Flack

Mean Jumper Blues
Blind Lemon Jefferson

No Sound But The Wind
Editors

Grade 5

Everybody Hurts
R.E.M.

The Greatest Love Of All
Whitney Houston

Moondance
Van Morrison (Michael Bubl )

One Day Like This
Elbow

Price Tag
Jessie J

The Raggle Taggle Gypsies
Traditional

Vocals song lists

Grade 6 Female Vocals

Bleeding Love
Leona Lewis

Do You Know The Way To San Jose?
Dionne Warwick

Flashdance (What A Feeling)
Irene Cara

One Moment In Time
Whitney Houston

Stand By Your Man
Tammy Wynette

You Got The Love
Florence + The Machine

Grade 6 Male Vocals

Cannonball
Damien Rice

I Can See Clearly Now
Johnny Nash

Neutron Star Collision
Muse

She's Out Of My Life
Michael Jackson

Tainted Love
Soft Cell

Wild Horses
Rolling Stones

Grade 7 Female Vocals

Can't Fight The Moonlight
LeAnn Rimes

Firework
Katy Perry

Free Money
Patti Smith

I Close My Eyes And Count To Ten
Dusty Springfield

Wishing On A Star
Rose Royce

Without You
Mariah Carey

Grade 7 Male Vocals

Are You Ready For Love
Elton John

Crazy
Gnarls Barkley

High And Dry
Radiohead

Jesus To A Child
George Michael

Mr Bojangles
Robbie Williams

Save The Last Dance For Me
Michael Bublé

Grade 8 Female Vocals

Bring Me To Life
Evanescence

Crazy In Love
Beyoncé

Diamonds Are Forever
Shirley Bassey

I Have Nothing
Whitney Houston

I Put A Spell On You
Nina Simone

I Say A Little Prayer
Aretha Franklin

Grade 8 Male Vocals

Bat Out Of Hell
Meatloaf

Cry Me A River
Justin Timberlake

Don't Stop Believin'
Journey

Just The Way You Are (Amazing)
Bruno Mars

Lilac Wine
Jeff Buckley

Reet Petite
Jackie Wilson

Vocals publications



Vocals Initial

ISBN: 978-0-85736-254-4

Vocals Grade 1

ISBN: 978-0-85736-255-1

Vocals Grade 2

ISBN: 978-0-85736-256-8

Vocals Grade 3

ISBN: 978-0-85736-257-5

Vocals Grade 4

ISBN: 978-0-85736-258-2

Vocals Grade 5

ISBN: 978-0-85736-259-9

Vocals Male Voice Grade 6

ISBN: 978-0-85736-260-5

Vocals Female Voice Grade 6

ISBN: 978-0-85736-263-6

Vocals Male Voice Grade 7

ISBN: 978-0-85736-261-2

Vocals Female Voice Grade 7


ISBN: 978-0-85736-264-3

Vocals Male Voice Grade 8

ISBN: 978-0-85736-262-9

Vocals Female Voice Grade 8

ISBN: 978-0-85736-265-0



ROCK & POP

TRINITY
COLLEGE LONDON

WWW.TRINITYROCK.COM

NOT FOR SALE



5 027741 010629